

PLANNING | BUILDING | CODE COMPLIANCE


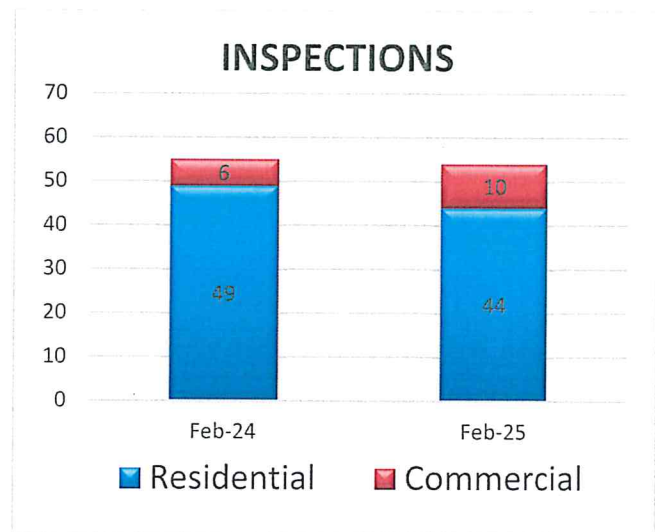
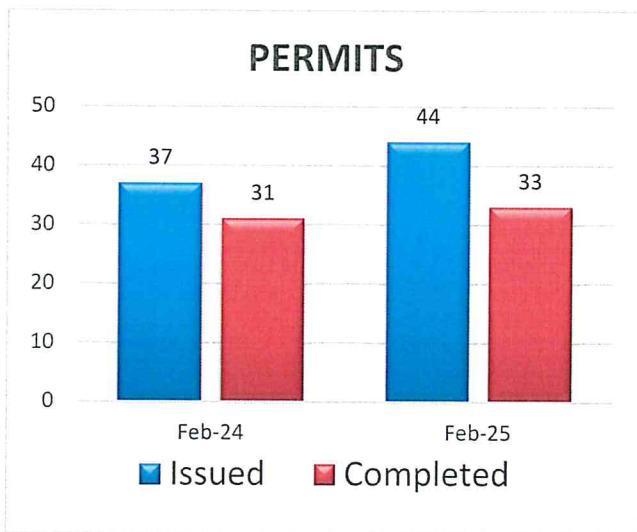
### BUILDING SUMMARY

In February 2025, the Building Division issued 44 permits with a total job value of approximately \$3.2 million, indicating substantial activity in residential development and property improvements. HVAC projects led with 17 permits valued at \$239,789.31, representing 38.6% of the permit count and showing a focus on heating and cooling upgrades. Five single-family dwelling permits, primarily new homes with solar installations, contributed \$2,483,933.11, or 77.6% of the total value, reflecting significant residential growth and sustainable construction. Other activities included three water heater replacements at \$10,874.75, three reroofs at \$93,754.95, and two residential PV solar projects at \$124,531.69, with additional enhancements totaling \$237,535.33. The division supported this workload with 5 plan reviews, 55 inspections (14 virtual and 41 in-person), and 8 Certificates of Lateral Compliance, demonstrating effective permit processing and oversight.

### STATISTICS

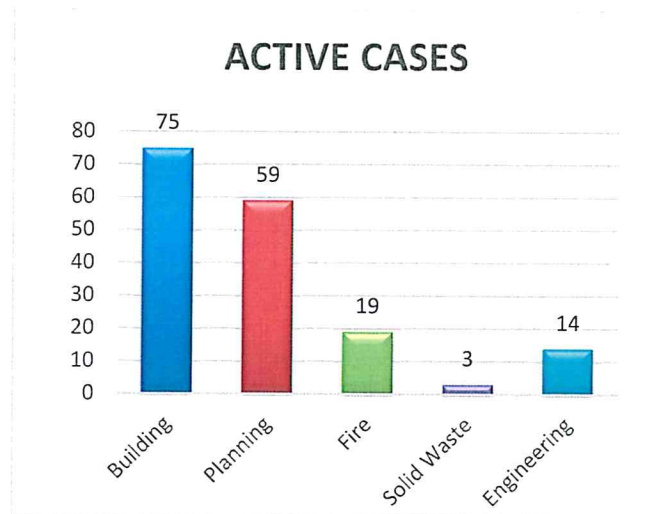
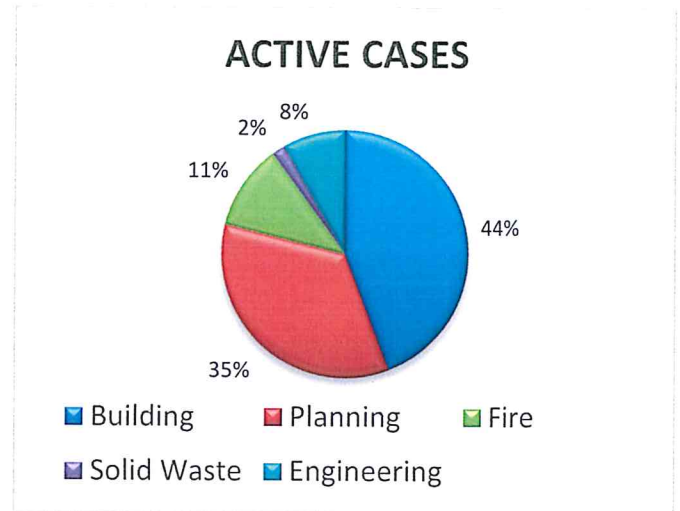
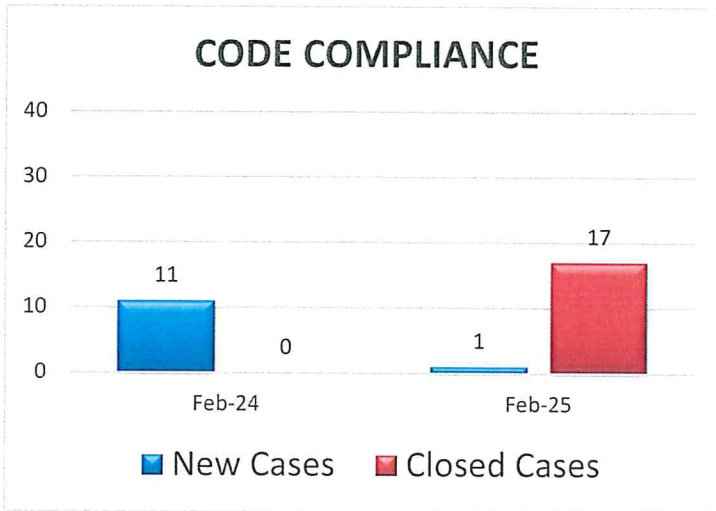
- PLAN REVIEW: 5
- CERTIFICATE OF LATERAL COMPLIANCE: 8

14 VIRTUAL INSPECTIONS : 41 IN-PERSON



## CODE ENFORCEMENT SUMMARY

Active Cases: 170

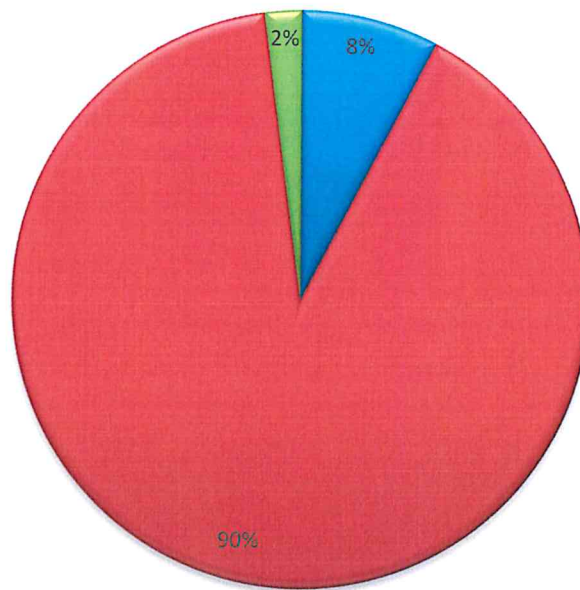


FY 24/25 New Cases	Jul	Aug	Sep	Oct	Nov	Dec	Jan	Feb	Mar	Apr	May	Jun	Total
Building	4	4	6	2	10	1	2	1					30
Planning / Zoning	5	6	7	8	2	2	4	0					34
Solid Waste	1	1	2	1	1	1	0	0					7
Fire	8	3	5	0	0	0	0	0					16
General Nuisance	0	1	0	3	0	1	1	0					6
<b>TOTAL</b>	18	15	21	14	13	5	7	1					94

## PLANNING SUMMARY

In February 2025, the Planning Division took in a total of 9 Planning Applications, which included: 4 Short-Term Rental Renewals, 3 Site-Plan Reviews, 1 Temporary Use Permit and 1 Lot Line Adjustment. These applications brought in revenue in the amount of \$2,800.00 to the Department.

**REVENUE**



■ Planning ■ Building ■ Code



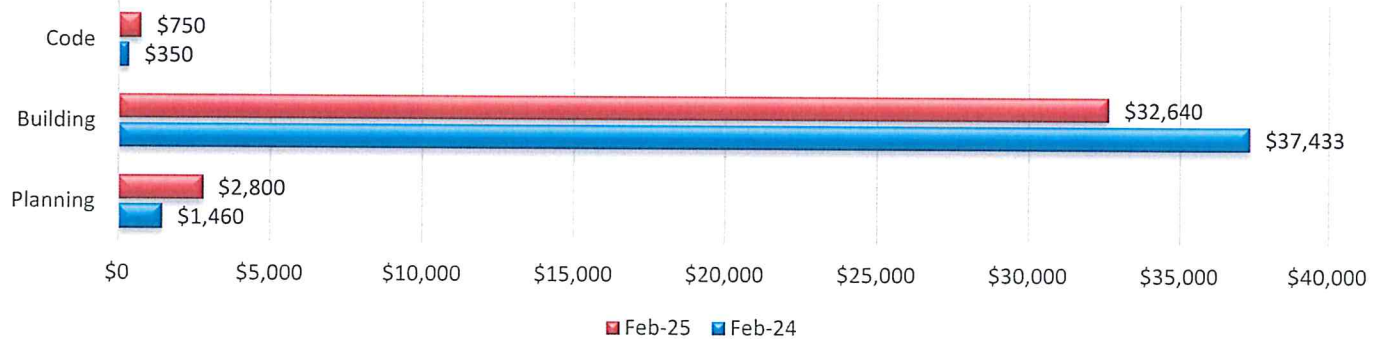
## DEVELOPMENT SUMMARY

TOTAL DSD FEES COLLECTED: **\$35,890**

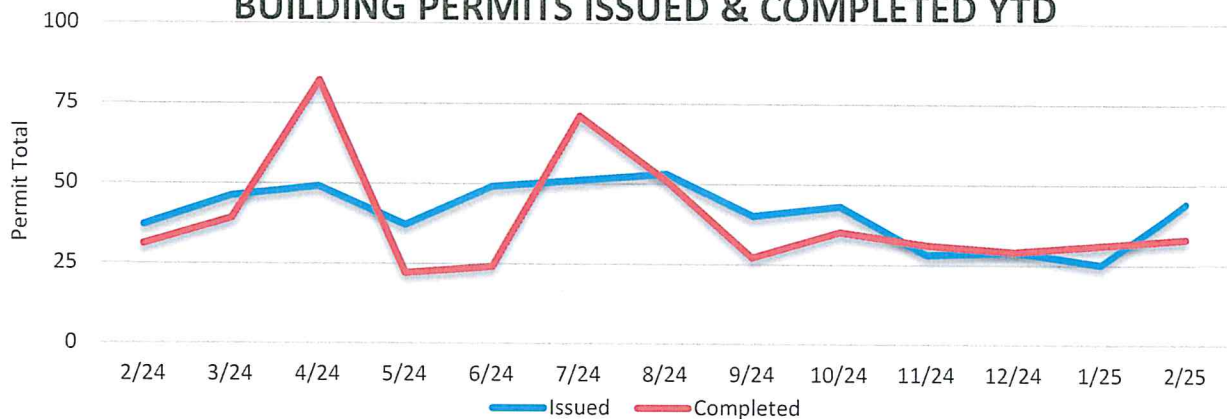
MOVING MONTHLY TRENDS & AVERAGES FOR A YEAR

- PERMITS ISSUED: **41**
- PERMITS COMPLETED: **39**
- CONSTRUCTION VALUATION: **\$2,518,775**
- PERMIT CONSTRUCTION VALUATION: **\$54,980**

### REVENUE



### BUILDING PERMITS ISSUED & COMPLETED YTD



PLANNING | BUILDING | CODE COMPLIANCE

